ZEBRAPAD

# Humorous Prose



uses published prose literature to bring a story, its characters, and its humor to life for an audience.

The goal is not just to get laughs or show off characters, it's to **use voice, physical choices, and storytelling to help the audience experience the meaning, feeling, and mood of the literature.**

## WHAT JUDGES LOOK FOR

### STORY & MEANING

The cutting develops a clear, meaningful story. The performer understands the literature and helps the audience follow its ideas, emotions, conflict, and resolution.

### VOCAL & PHYSICAL INTERPRETATION

Voice, facial expression, posture, gesture, and movement suggest the world of the story naturally. Characters, when used, are distinct and consistent without turning the performance into acting.

### TIMING & CONNECTION

Pacing, phrasing, reactions, and comedic timing support both the humor and the story. Delivery feels fluent and natural, and strong familiarity with the literature allows the performer to stay connected to the audience.

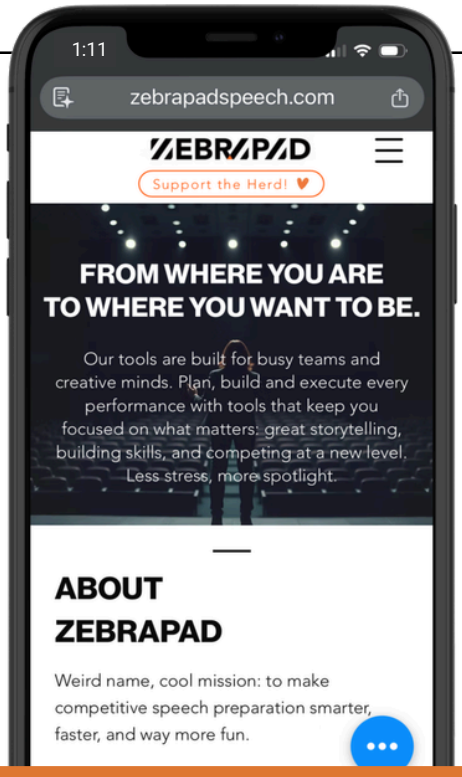


## HOW TO BUILD YOUR SKILLS

- **Casting Agent:** Define your search for literature that showcases your skills and message.
- **Cutting Blueprint Generator:** Shape your story so the humor builds with purpose.
- **Interp Practice Planner**: Grow your speech from page to performance faster and with more focus.
- **Character Lab:** Create clear, distinct characters that stay consistent.
- **Blocking Brainstormer:** Develop visual storytelling that strengthens comedic moments.
- **Sound Effects:** Play with your voice and find new ways to build story.
- **Intro Lab:** Build relevance and context to help your speech mean more.
- **Memory Gym:** Discover new ways to solidify your memorization.
- **Polished vs. Clean:** Enhance your performance and control to bring your story to life.

**...and we're adding more all the time!**

**www.zebrapadspeech.com**

ZEBRAPAD

# Serious Prose

uses serious literature to explore how people change when something meaningful happens.

The goal is not to be sad or intense, it's to **guide the audience through a clear emotional journey that reveals something about human experience.**



## WHAT JUDGES LOOK FOR

### STORY & MEANING

The selected script and cutting develops a clear, significant story or theme. The performer understands the literature and guides the audience through its emotions, conflict, development, and resolution.

### VOCAL & PHYSICAL INTERPRETATION

Voice, facial expression, posture, gesture, and movement grow naturally from the literature. Characters, when used, are believable and consistent, and performance choices help reveal the meaning of the selection.

### EMOTIONAL TRUTH & CONNECTION

The performance feels honest and grounded rather than forced. Pacing, phrasing, reactions, and emotional choices deepen the audience's understanding while fluent delivery keeps the performer connected to the audience.

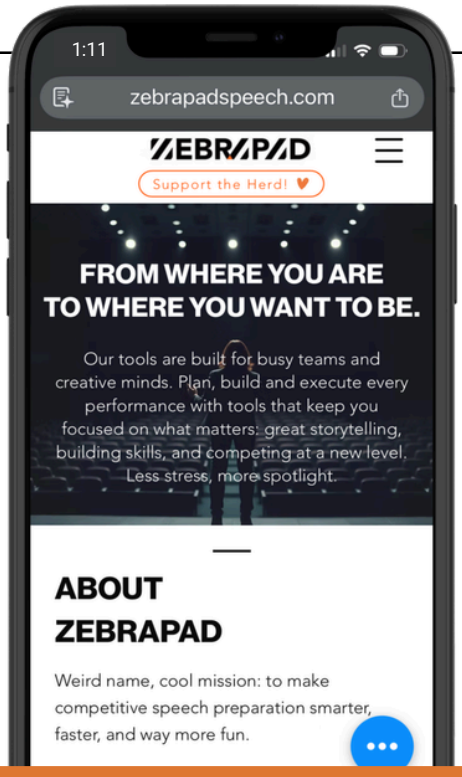


## HOW TO BUILD YOUR SKILLS

- **Casting Agent:** Define your search for literature that showcases your skills and message.
- **Cutting Blueprint Generator:** Shape your scene or story so the emotional journey builds with purpose.
- **Interp Practice Planner**: Grow your speech from page to performance faster and with more focus.
- **Character Lab:** Create believable and moving characters with distinct voices, bodies, and motivations.
- **Environment and Pantomime:** Transform empty space into a real place by learning environment work and mime.
- **Intro Lab:** Build relevance and context to help your speech mean more.
- **Memory Gym:** Discover new ways to solidify your memorization.

**...and we're adding more all the time!**

**www.zebrapadspeech.com**

ZEBRAPAD

# Poetry

uses one or more published poems to explore ideas, emotions, and moments through performance.

The goal is not to be sad, dramatic, or abstract, it's **to help the audience understand the meaning of the poetry and experience how the language comes to life through performance.**



## WHAT JUDGES LOOK FOR

### UNDERSTANDING & MEANING

The performer clearly understands the poetry and communicates its ideas, emotions, and meaning, not just how the words sound.

### VOCAL & PHYSICAL INTERPRETATION

Voice, pacing, facial expression, gesture, and movement grow naturally from the literature. Performance choices help reveal the imagery, rhythm, mood, and meaning of the poetry.

### STRUCTURE & CONNECTION

The selection or program feels purposeful and complete. When multiple poems are used, ordering and transitions help them work together, while fluent delivery and audience connection make the performance feel unified.

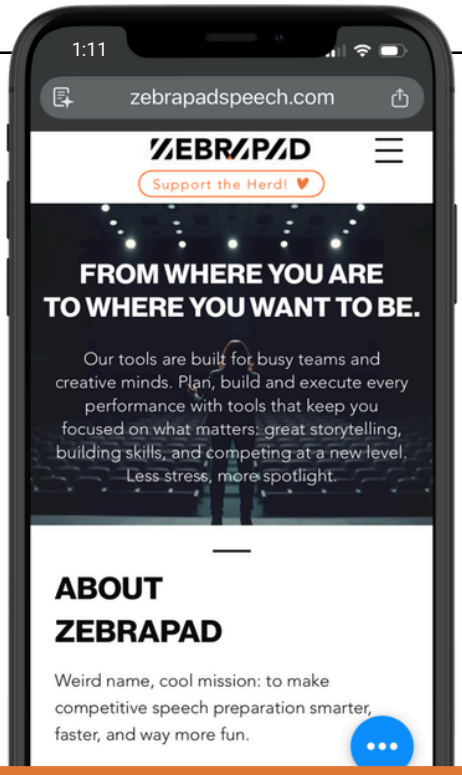


## HOW TO BUILD YOUR SKILLS

- **POI Architect:** While POI is a separate category, program architecture is a shared skill between these two events. This tool helps define and design your program theme or argument, and develop the skeleton for your cutting.
- **Interp Practice Planner**: Grow your speech from page to performance faster and with more focus.
- **Character Lab for Programmed Events:** Create clear, distinct characterization for each piece of literature.
- **Blocking Brainstormer:** Develop visual storytelling that strengthens performance moments.
- **Speed & Energy:** Use pacing to support meaning, rhythm, and emphasis.
- **Eye Contact:** Balance audience connection with focus on the poetry.
- **Intro Lab:** Build relevance and context to help your speech mean more.
- **Memory Gym:** Discover new ways to solidify your memorization.

**...and we're adding more all the time!**

**www.zebrapadspeech.com**

ZEBRAPAD

# Persuasive

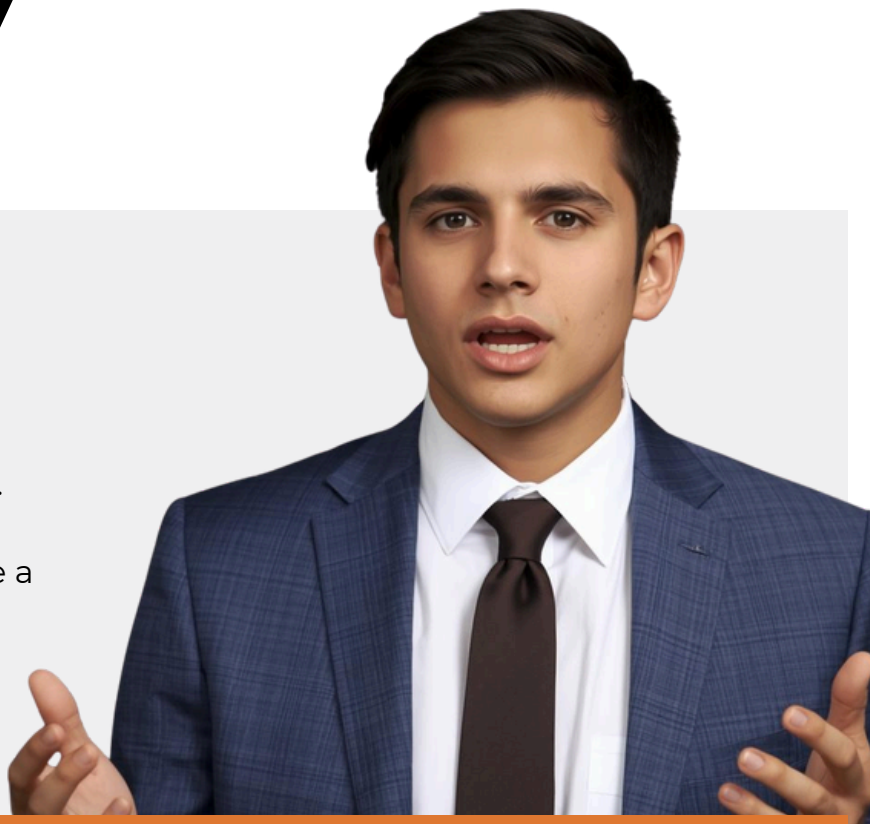

uses **original writing, research, and argumentation** to influence what an audience thinks, believes, values, or does.

The goal is not just to prove a point or solve a problem, it's to **build a thoughtful, convincing argument that gives the audience a reason to consider an idea differently.**

## WHAT JUDGES LOOK FOR

### RESEARCH & ARGUMENT

The speech uses relevant, reliable supporting material and thoughtful analysis to build a persuasive case. Evidence, examples, logic, and originality give the argument depth and credibility.

### STRUCTURE & STYLE

Ideas are organized into a clear, coherent argument that builds from start to finish. Strong language, rhetoric, and word choice make the speech engaging and persuasive without sacrificing clarity.

### AUTHENTIC DELIVERY

The speaker sounds direct, sincere, and conversational. Eye contact, voice, movement, pacing, and gestures support the argument while helping the audience connect with both the speaker and the message.

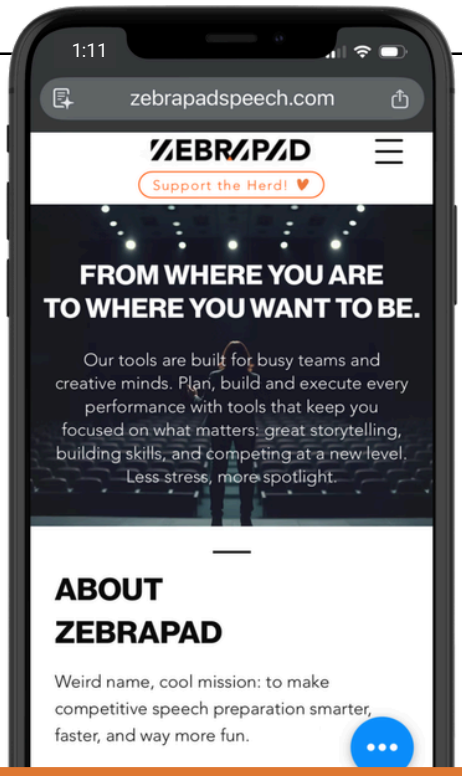


## HOW TO BUILD YOUR SKILLS

**Using a Zebrapad tool? Select "Oratory" as your event when prompted.**

- **Topic Telescope:** Narrow your focus to a problem that really matters and make sure your solution fits it.
- **PA Practice Planner:** Grow your speech from page to performance faster and with more focus.
- **Source Outline Builder:** Organize research, evidence, and examples that strengthen your argument.
- **Argument Architect:** Use the four building blocks of rhetorical persuasion to nail your point, every time.
- **Intro Lab:** Build an opening that establishes the thesis, significance, relevance, and direction of the speech.
- **Memory Gym:** Discover new ways to solidify your memorization.
- **Spice Up Your Speech with Gestures & Eye Contact**: Build natural audience connection that feels confident and conversational.
- **Fixing Common Nervous Fidgets:** Replace distracting habits with intentional, controlled movement**...and we're adding more all the time!**

**www.zebrapadspeech.com**

ZEBRAPAD

# Entertainment Speaking



uses **original writing, storytelling, and humor** to entertain an audience while communicating a clear idea or message.

The goal is not just to get laughs, it's to **create an engaging speech where humor, personality, and storytelling work together to say something meaningful.**

## WHAT JUDGES LOOK FOR

### CLEAR THEME & PURPOSE

The speech has a recognizable central idea or theme. Humor and stories support that purpose rather than feeling like a collection of unrelated jokes.

### CREATIVITY & ENTERTAINMENT

Original writing, storytelling, language, and humor keep the audience engaged. Creative choices feel fresh and purposeful while supporting the overall speech.

### DELIVERY & CONNECTION

The speaker uses voice, timing, facial expression, movement, and presence effectively. Delivery feels natural and energetic, allowing the speaker to connect with the audience and make the entertainment land.

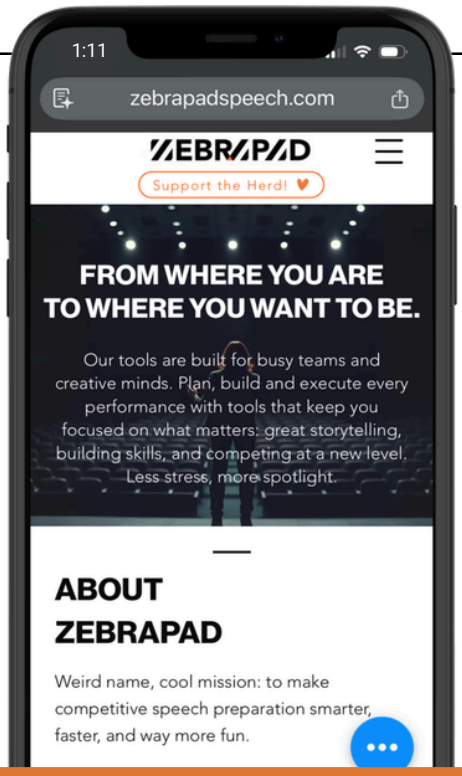


## HOW TO BUILD YOUR SKILLS

- **Topic Telescope:** Clarify the central idea or theme that gives the speech direction.
- **PA Practice Planner:** Grow your speech from page to performance faster and with more focus.
- **Argument Architect:** Use the four building blocks of rhetorical persuasion to nail your point, every time.
- **Joke Writing for Speech:** Build purposeful, audience-centered humor that strengthens the speech instead of distracting from it.
- **Intro Lab:** Create an opening that establishes the speaker, subject, and direction while immediately engaging the audience.
- **Speed & Energy:** Control pacing and energy so jokes, stories, and important ideas have room to land.
- **Memory Gym:** Discover new ways to solidify your memorization.
- **Spice Up Your Speech with Gestures:** Emphasize ideas without distracting.

**...and we're adding more all the time!**

**www.zebrapadspeech.com**

ZEBRAPAD

# Extemporaneous Speaking



asks students to **analyze a current-events question** and develop a clear, well-supported response after a limited preparation period.

The goal is not to know everything or memorize the news, it's to **think critically, synthesize information from multiple sources, and communicate a thoughtful answer clearly.**

## WHAT JUDGES LOOK FOR

### ANALYSIS & INSIGHT

The speaker directly addresses the question and develops a thoughtful response using relevant facts, perspectives, and evidence. The speech explains why the answer makes sense, not just what happened.

### ORGANIZATION UNDER PRESSURE

The speech has a clear central thought and logical structure, even though it was prepared quickly. Supporting information is relevant and helps develop a complete response to the exact question drawn.

### CLARITY & COMPOSURE

The speaker communicates fluently and effectively, using voice, poise, physical expression, and audience connection to make complex ideas interesting and easy to follow.

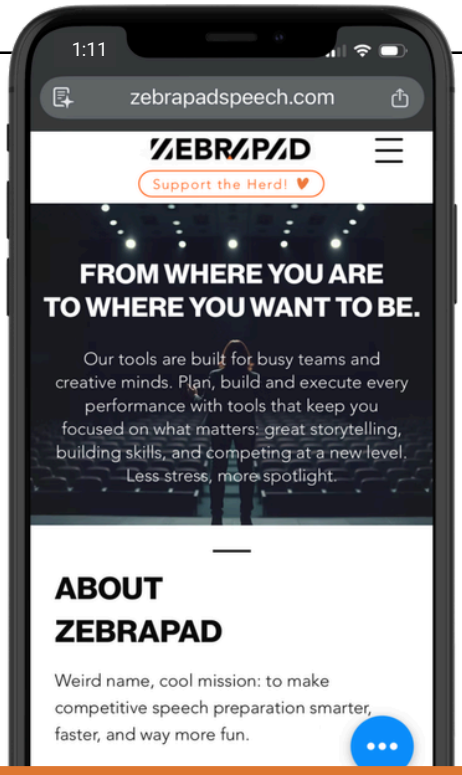


## HOW TO BUILD YOUR SKILLS

- **Prep Navigator:** Transform limited prep time into a clear, repeatable system to analyze the question, organize research, and prepare the speech with purpose.
- **Limited Prep Intro Lab:** Build an opening that clearly establishes the question, answer, relevance, and direction of the speech.
- **Speed & Energy:** Control pacing so complex analysis remains clear and engaging.
- **Visual Timer:** A minute-by-minute practice tool to help speakers manage their time allocation and delivery
- **Spice Up Your Speech with Gestures:** Use purposeful gestures to emphasize ideas without distracting.
- **Eye Contact:** Build natural audience connection that feels confident and conversational.
- **Fixing Common Nervous Fidgets:** Replace distracting habits with intentional, controlled movement.

**...and we're adding more all the time!**

**www.zebrapadspeech.com**

ZEBRAPAD

# Informative Speaking

is a **teaching event** that uses original writing and research to help an audience understand a topic.

The goal is not to persuade or prove a point, it's to **make information clear, accurate, interesting, and meaningful for the audience**.



## WHAT JUDGES LOOK FOR

### RESEARCH & CONTENT

The speech uses relevant, credible information to develop the topic with depth. Research, examples, and explanation help the audience learn something meaningful rather than simply hearing a collection of facts.

### STRUCTURE & STYLE

Ideas are organized clearly so the audience can follow the speech without getting lost. Strong language, transitions, and writing choices make complex information easier and more interesting to understand.

### CLARITY & CONNECTION

The speaker explains ideas in an accessible, engaging way. Voice, pacing, language, and delivery make the information interesting while helping the audience understand why it matters.

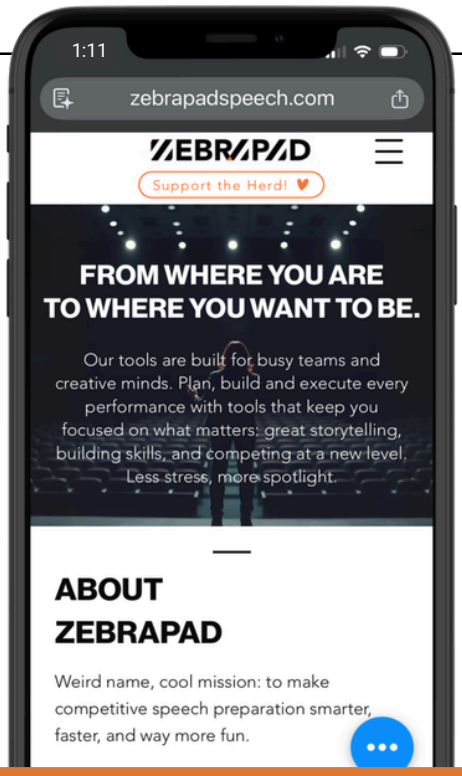


## HOW TO BUILD YOUR SKILLS

- **Topic Telescope:** Clarify your ideas and define the topic that you want to educate your audience about.
- **Practice Planner**: Grow your speech from page to performance faster and with more focus.
- **Info Source Builder:** Organize research and key ideas into a clear teaching outline.
- **Intro Lab:** Draft the attention-getter, thesis, relevance and context to help your speech mean more.
- **Joke Writing for Speech:** Learn how purposeful humor can make information more accessible, memorable, and fun to learn.
- **Memory Gym:** Discover new ways to solidify your memorization.
- **VA Brainstormer:** Identify key concepts and design visuals that help the audience understand complex information.
- **Beyond Words:** Build your visual aids with guidance and clarity.
- **Eye Contact:** Hold natural audience connection that feels confident and comfortable.

**...and we're adding more all the time!**

**www.zebrapadspeech.com**

ZEBRAPAD

# Program Oral Interp

combines and weaves **multiple pieces and genres of literature** together to build a persuasive argument around one central theme or stance.

The goal is not just to perform a variety of literature, it's to **use literature to make an argument, with each selection adding a new perspective, idea, or piece of support to something bigger than any one piece could say alone.**



## WHAT JUDGES LOOK FOR

### ARGUMENT & MESSAGE

The program communicates a clear thematic argument. Each piece contributes meaningfully to the speaker's stance and helps build a compelling, unified message.

### PROGRAMMING & CONNECTIONS

Selections from at least two genres are cut, arranged, and connected intentionally. Introductions and transitions help the audience understand how the literature fits together and develops the argument.

### PERFORMANCE & RANGE

Voice, characterization, blocking, physicality, and manuscript use bring the program to life. Different pieces and characters feel distinct while the performance remains natural, believable, and connected.

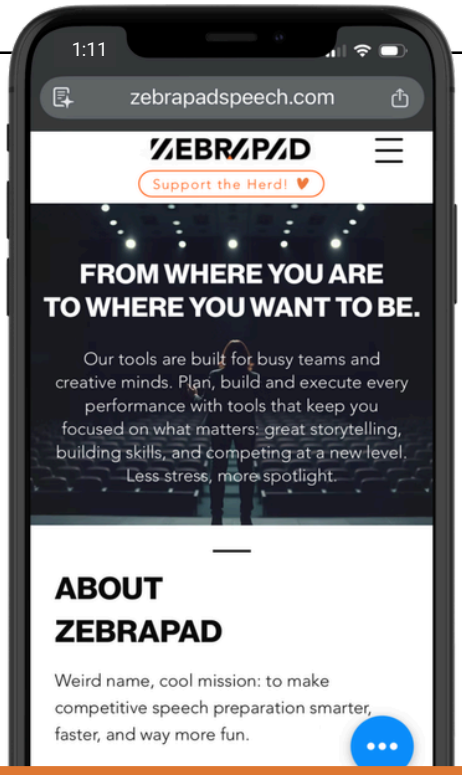


## HOW TO BUILD YOUR SKILLS

- **POI Architect:** Define and design the argument that you want to perform, and develop the skeleton for your program.
- **Interp Practice Planner**: Grow your speech from page to performance faster and with more focus.
- **Character Lab for Programmed Events:** Create clear, distinct characterization across pieces, genres, and perspectives.
- **Blocking Brainstormer:** Develop visual storytelling that strengthens performance moments (especially useful for poetry).
- **Black Book 101:** Control your POI binder (the black book) with style and polish so it supports the performance.
- **Intro Lab:** Refine context and relevance to help the audience understand the program's argument and why it matters.
- **Memory Gym:** Discover new ways to solidify your memorization.

**...and we're adding more all the time!**

**www.zebrapadspeech.com**

ZEBRAPAD

# Duet Acting

uses published dramatic literature to create a scene through **acting, characterization, movement, and interaction between performers.**

The goal is not just to deliver lines or showcase individual characters, it's to **work as an ensemble to create a believable world, develop the scene, and bring the literature to life for the audience.**



## WHAT JUDGES LOOK FOR

### SCENE & STORY DEVELOPEMNT

The cutting creates a clear, complete scene with meaningful development. The audience can follow the relationships, conflict, and progression of the literature from beginning to end.

### CHARACTERIZATION & INTERACTION

Characters are believable, distinct, and consistent. Performers listen and react to one another, creating genuine relationships and making the scene feel active rather than rehearsed as separate individual performances.

### MOVEMENT & ENSEMBLE CONTROL

Blocking, movement, timing, voice, and physical choices work together to create the world of the scene. The ensemble uses the performance space intentionally and remains coordinated throughout the performance.

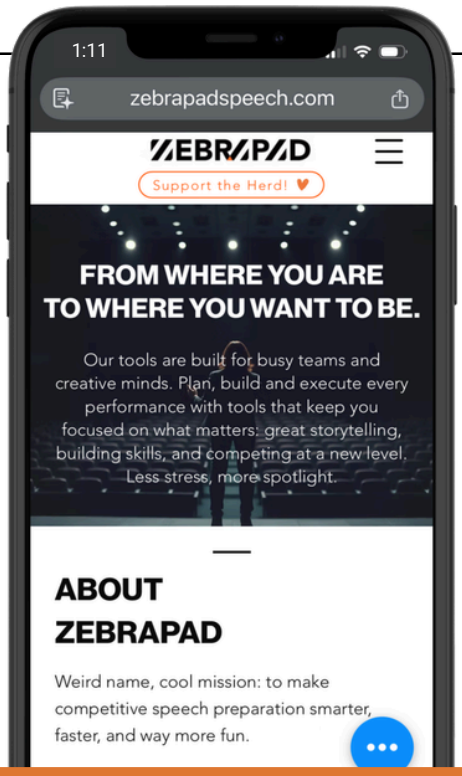


## HOW TO BUILD YOUR SKILLS

**Using a Zebrapad tool? Select "Duo" as your event when prompted.**

- **Casting Agent:** Define your search for literature that fits the strengths, chemistry, and interests of the performers.
- **Cutting Blueprint Generator:** Shape the script into a clear scene with purposeful development, conflict, and resolution.
- **Interp Practice Planner:** Grow the scene from page to performance faster and with more focus.
- **Character Lab:** Create believable, distinct characters.
- **Blocking Brainstormer:** Develop movement and staging that strengthen relationships and important moments.
- **Environment and Pantomime:** Transform empty space into a believable environment through physical choices and mime.
- **Intro Lab:** Build context that helps the audience understand and appreciate the selection.
- **Memory Gym:** Build familiarity with the script so performers can stay present and responsive to one another.

**...and we're adding more all the time!**

**www.zebrapadspeech.com**

ZEBRAPAD

# Duo Interp

uses published literature to tell a story through a **coordinated performance by two interpreters**, without direct eye contact or physical contact between partners.

The goal is not just to perform two characters well, it's to **work as a team using voice, movement, timing, and reactions to make the audience believe both performers exist in the same world.**



## WHAT JUDGES LOOK FOR

### STORY & MEANING

The cutting creates a clear, meaningful story or experience. Both performers help the audience follow the relationships, conflict, emotions, and development of the literature.

### TEAMWORK & CONNECTION

Partners are balanced, coordinated, and intentional with their interpretation and reactions. Both stay fully engaged, creating a believable connection without directly looking at or touching one another.

### MOVEMENT & TIMING

Movement, stillness, pacing, reactions, and vocal choices are intentional and coordinated. Partners use space and timing to strengthen important moments while maintaining the restrictions of Duo Interpretation.

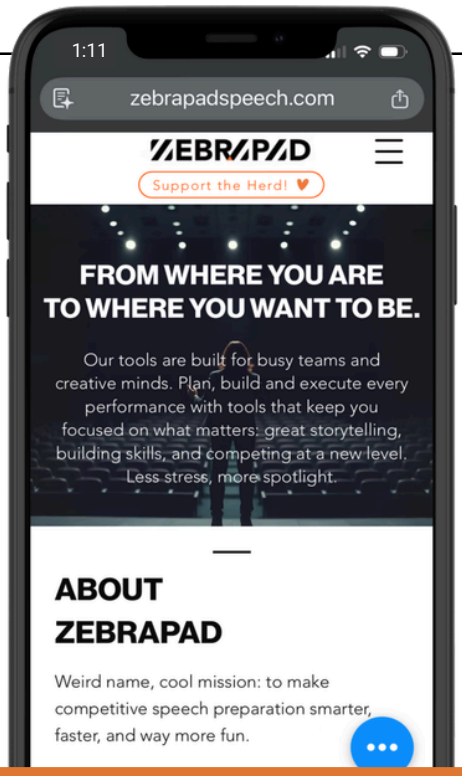


## HOW TO BUILD YOUR SKILLS

- **Casting Agent:** Define your search for literature that showcases both partners' skills and message.
- **Cutting Blueprint Generator:** Shape your script so the emotional journey or story builds with purpose.
- **Interp Practice Planner**: Grow your speech from page to performance faster and with more focus.
- **Character Lab:** Create clear, distinct characters that stay consistent.
- **Blocking Brainstormer:** Develop visual storytelling that strengthens important moments.
- **Intro Lab:** Build relevance and context to help your speech mean more.
- **Memory Gym:** Discover new ways to solidify your memorization.

**...and we're adding more all the time!**

**www.zebrapadspeech.com**

ZEBRAPAD

# Oral Interp of Drama (OID)

uses a group of performers to interpret **published dramatic literature**, combining voices, characters, and coordinated presentation to bring the text to life.

The goal is not to fully stage or act out a play, it's to **work together as an ensemble to communicate the story, characters, mood, and meaning of the literature through oral interpretation.**



## WHAT JUDGES LOOK FOR

### STORY & MEANING

The cutting creates a clear and meaningful dramatic experience. The ensemble demonstrates an understanding of the literature and helps the audience follow its characters, relationships, conflict, and development.

### ENSEMBLE & CHARACTERIZATION

Performers create distinct, consistent characters while working together as a unified group. Vocal and physical choices, reactions, and transitions help establish relationships and keep the literature clear.

### VOCAL & PHYSICAL INTERPRETATION

Voice, facial expression, posture, gesture, movement, and manuscript use support the literature. Choices feel purposeful and coordinated while maintaining the focus on oral interpretation rather than staged acting.

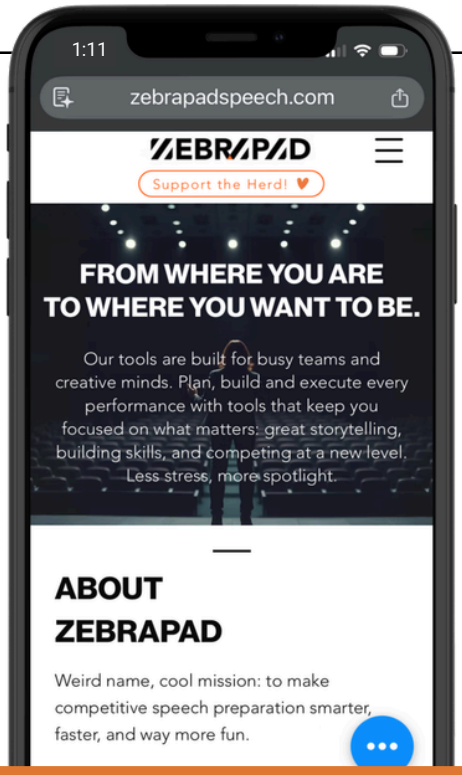


## HOW TO BUILD YOUR SKILLS

**Using a Zebrapad tool? Select "Duo" as your event when prompted.**

- **Casting Agent:** Define your search for literature that fits the strengths, chemistry, and interests of the performers.
- **Cutting Blueprint Generator:** Shape the script into a clear scene with purposeful development, conflict, and resolution.
- **Interp Practice Planner:** Grow the scene from page to performance faster and with more focus.
- **Character Lab:** Create believable, distinct characters.
- **Blocking Brainstormer:** Develop movement and staging that strengthen relationships and important moments.
- **Environment and Pantomime:** Transform empty space into a believable environment through physical choices and mime.
- **Intro Lab:** Build context that helps the audience understand and appreciate the selection.
- **Memory Gym:** Build familiarity with the script so performers can stay present and responsive to one another.

**...and we're adding more all the time!**

**www.zebrapadspeech.com**